



Ficha técnica de produto

Technique product file / Ficha técnica de produto

Data: 11.09.2018

Versão: 4.0

IN.07.286.D

Asas de porta

Pull handles / Manillones

ET: 070/ 2007

Documento confidencial / Confidential document / Documento confidencial © JNF 2018 www.jnf.pt

Descrição / Description / Descripción

Asa de porta/ Pull handle / Manillone de puerta

Versão / Version / Versión

4.0

Data / Date / Data

11.09.2018

Material / Material / Material

Aço Inox / stainless Steel / Acero inoxidable - EN 1.4301

Acabamento / Finish / Acabado

Satinado / Satin / Satin

Accessórios/ Accessories/ Accesorios

IN.07.286.D Ø20 - MFU M6

IN.07.286.D Ø25 / Ø30 / Ø35/ Ø40 - MFU M8

ACESSÓRIOS / ACCESSORIES

IN.08.MFU INCLUDED

Simples ou dupla para madeira /
Single or double for wood

OPCIONAL VIDRO / OPTIONAL GLASS

IN.08.MFU.DV

Dupla para vidro / double glass

IN.08.MFU.SV

Simples vidro / single glass





Ficha técnica de produto

Technique product file / Ficha técnica de produto

Data: 11.09.2018

Versão: 4.0

IN.07.286.D

Asas de porta

Pull handles / Manillones

ET: 070/ 2007

Documento confidencial / Confidential document / Documento confidencial © JNF 2018 www.jnf.pt

Descrição / Description / Descripción

Asa de porta/ Pull handle / Manillone de puerta

Versão / Version / Versión

4.0

Data / Date / Data

11.09.2018

Material / Material / Material

Aço Inox / stainless Steel / Acero inoxidable - EN 1.4301

Acabamento / Finish / Acabado

Satinado / Satin / Satin

Acessórios para vidro (opcional) /

Asa dupla / Double door handle / Manillon de puerta doble

Accessories for glass (optional) /

IN.07.286.D Ø20 - IN.08.MFU.DV.19

IN.07.286.D Ø25 - IN.08.MFU.DV.25

IN.07.286.D Ø30 - IN.08.MFU.DV.30

IN.07.286.D Ø35 - IN.08.MFU.DV.35

IN.07.286.D Ø40 - IN.08.MFU.DV.35

Accesorios para cristal (opcional)

Asa simples / Single glass handle / Manillon de puerta simples

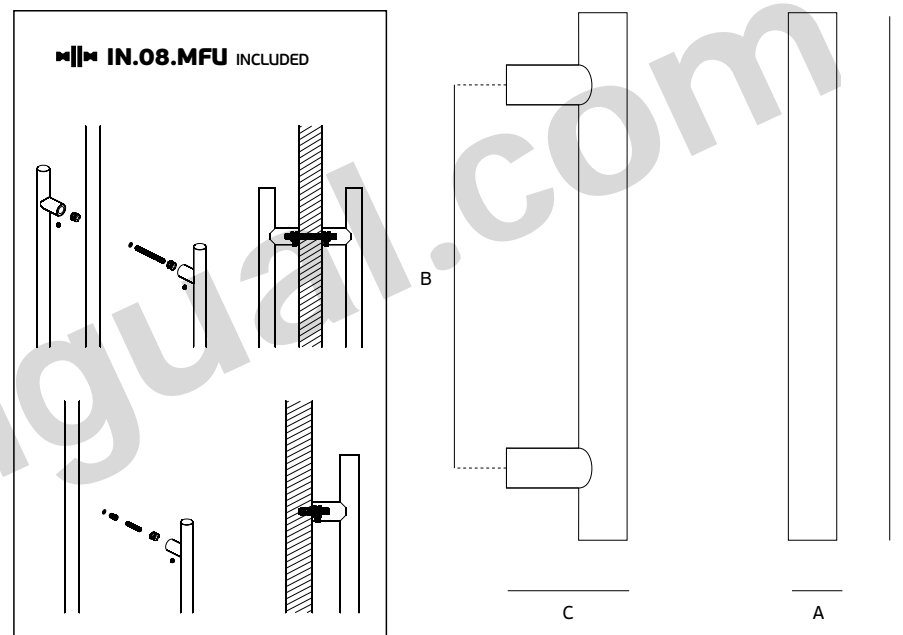
IN.07.286.D Ø20 - IN.08.MFU.SV.19

IN.07.286.D Ø25 - IN.08.MFU.SV.25

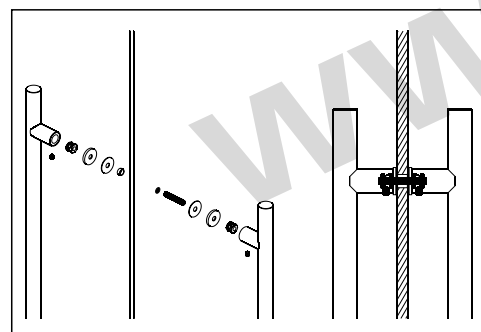
IN.07.286.D Ø30 - IN.08.MFU.SV.30

IN.07.286.D Ø35 - IN.08.MFU.SV.35

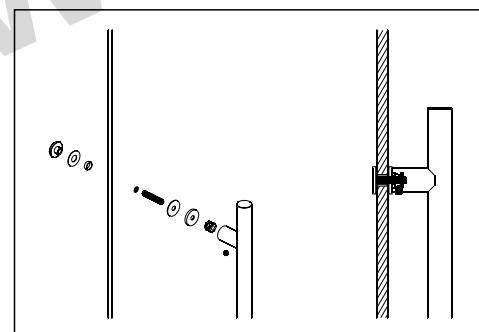
IN.07.286.D Ø40 - IN.08.MFU.SV.35



IN.08.MFU.DV



IN.08.MFU.SV



A	B	C	D
Ø20	200/250/300/350/400/450/550	55	+150
Ø25	250/300/450/600/900/1800/2000	62	+150
Ø30	300/350/450/600/900/1800/2000	65	+150
Ø35	350/450/600/900/1800/2000	73	+150
Ø40	600/900/1800/2000	75	+150